

How to purchase ESK?

如何购买启动包?

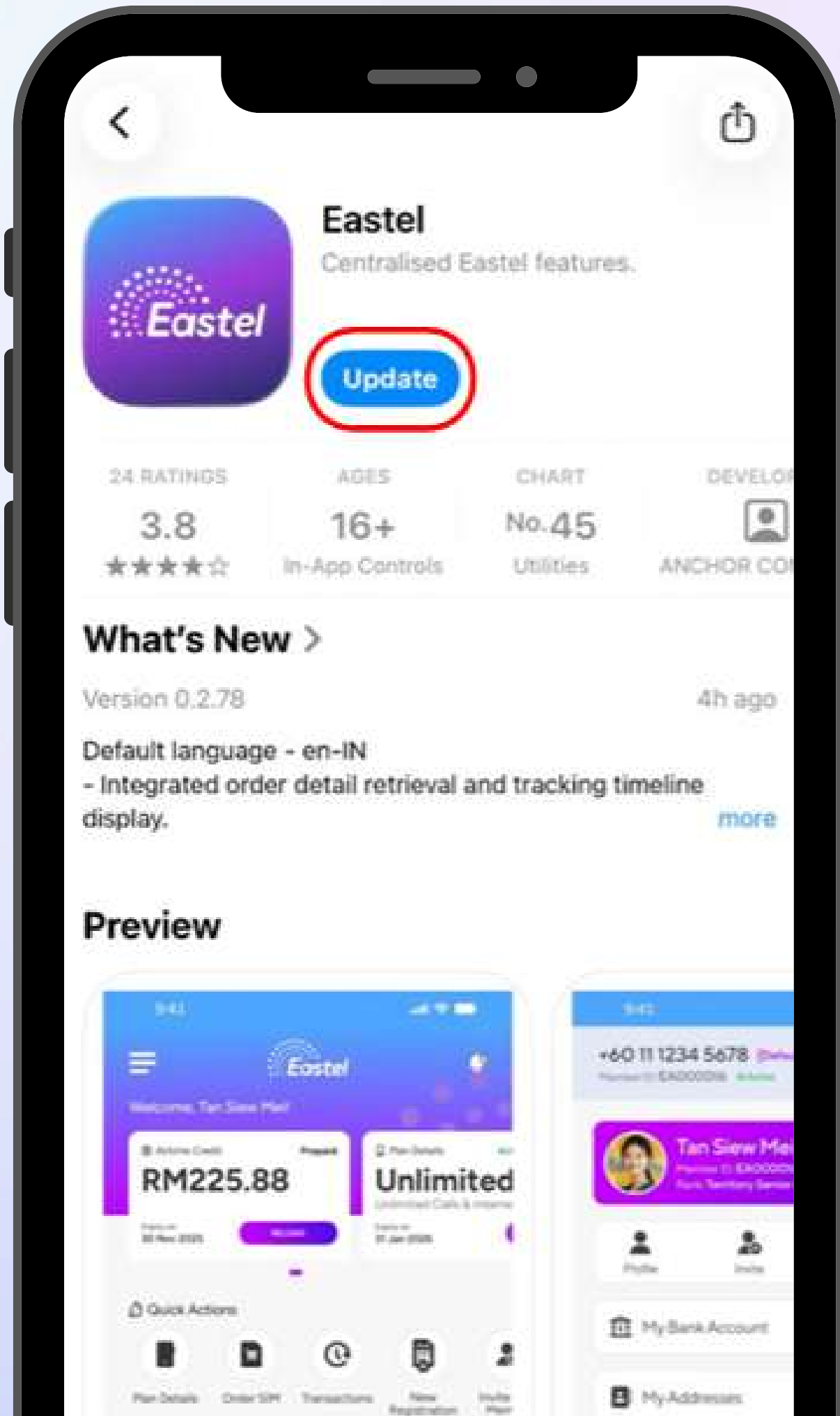
**Bagaimana untuk membeli
ESK?**



Eastel Starter Kit (ESK) mengandung apa? / ESK 里面 包含什么?



- **x1 helai baju / Polo 衫**
- **x1 unit topi / 帽子**
- **x30 keping risalah / 宣传单**
selama 12 bulan / Eastel SIM卡 , 每张附
带10GB数据, 有效期12个月
- **Buka akses 50% eCOMM / 解锁**
50%eCOMM

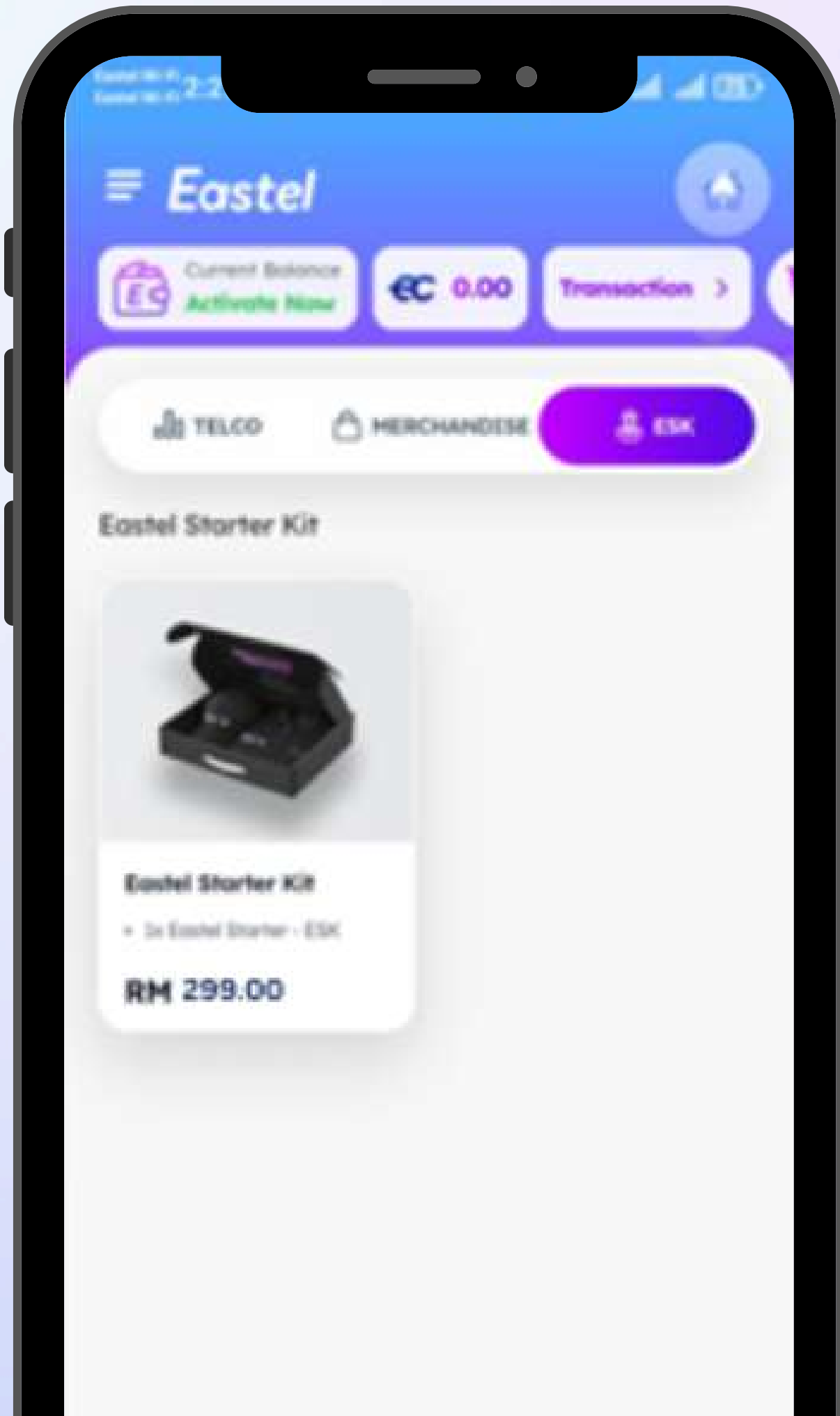


Step 1

Please update your app to version 0.2.78.

请将您的应用程序更新至 0.2.78 版本。

Sila kemas kini aplikasi anda kepada versi 0.2.78.


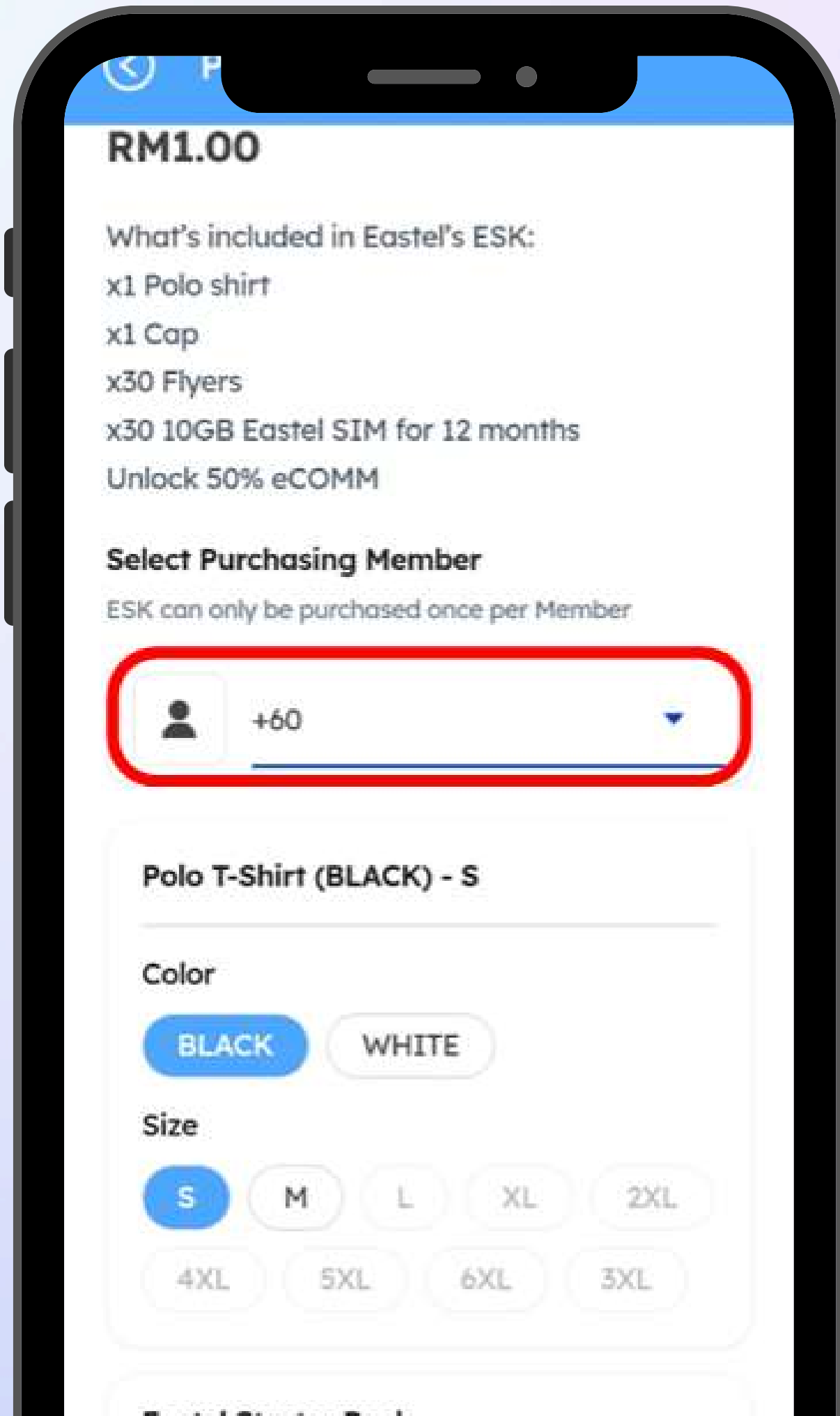


Step 2

Click on “Mall”, then click on “ESK”.

点击 “Mall”，然后点击 “ESK”。

Klik “Mall”, kemudian klik “ESK”.

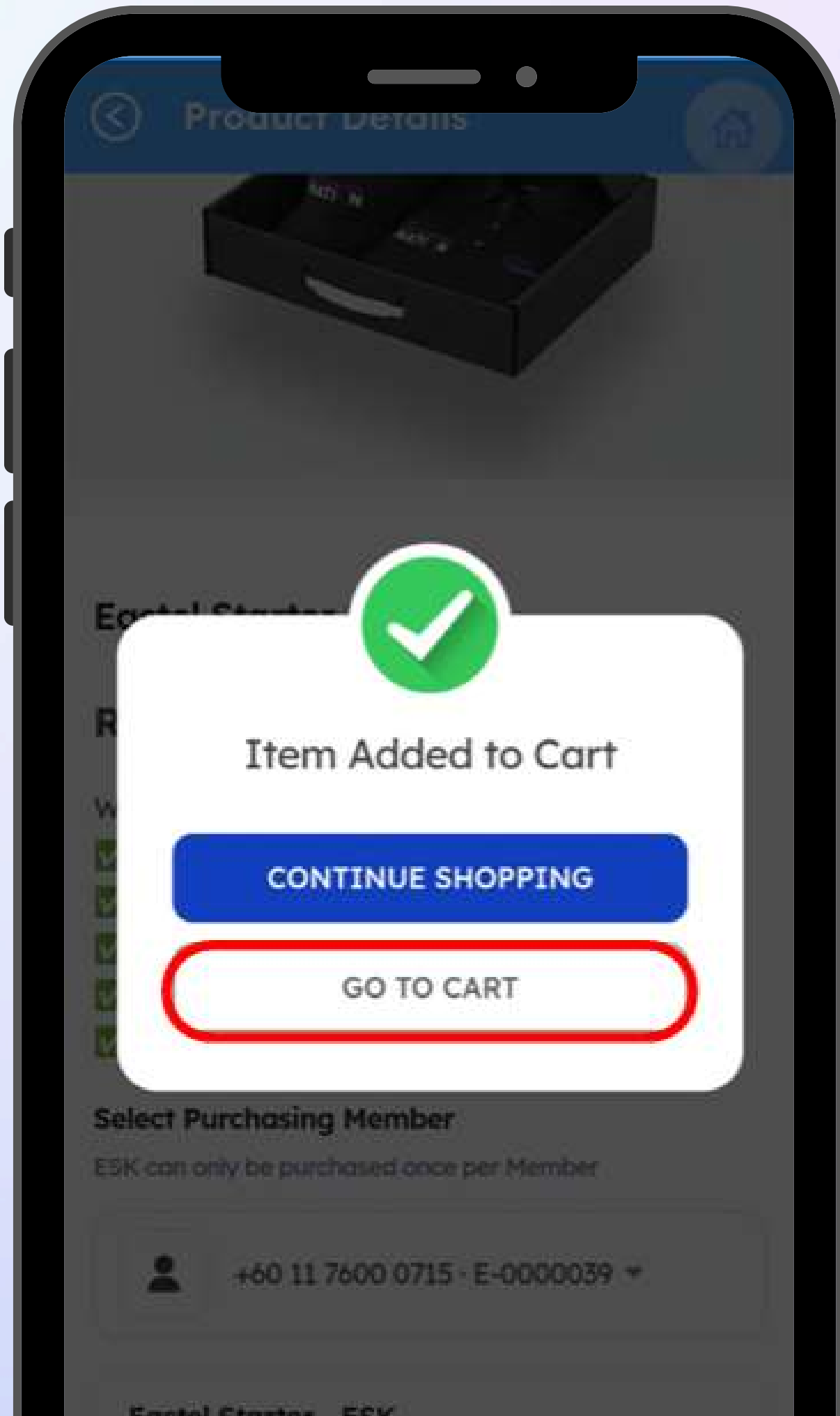


Step 3

Click on “Eastel Starter Kit” to view the product details. Select the purchasing member from the dropdown, then choose the size and colour of the Polo T-shirt.

点击“Eastel Starter Kit”查看产品详情。然后，从下拉菜单中选择购买会员，并选择所需的 Polo T-shirt 尺码和颜色。

Tekan “Eastel Starter Kit” untuk melihat butiran produk. Kemudian, pilih ahli yang membuat pembelian daripada senarai dropdown dan pilih saiz serta warna Polo T-shirt yang dikehendaki.

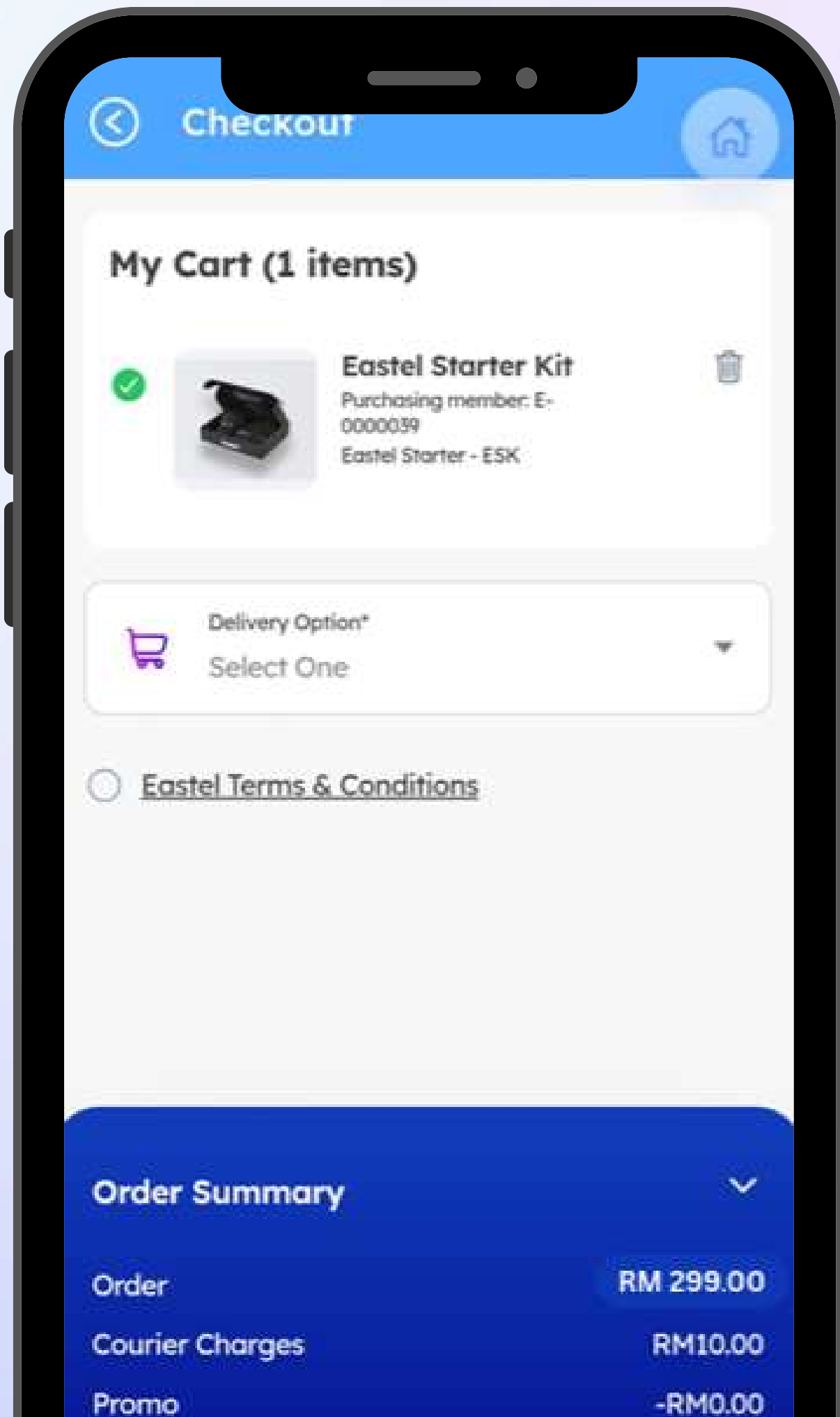


Step 4

Click on “Add to Cart” to add the ESK to your cart.

点击 “Add to Cart”，将 ESK 添加到您的购物车。

Klik “Add to Cart” untuk menambahkan ESK ke dalam troli anda.

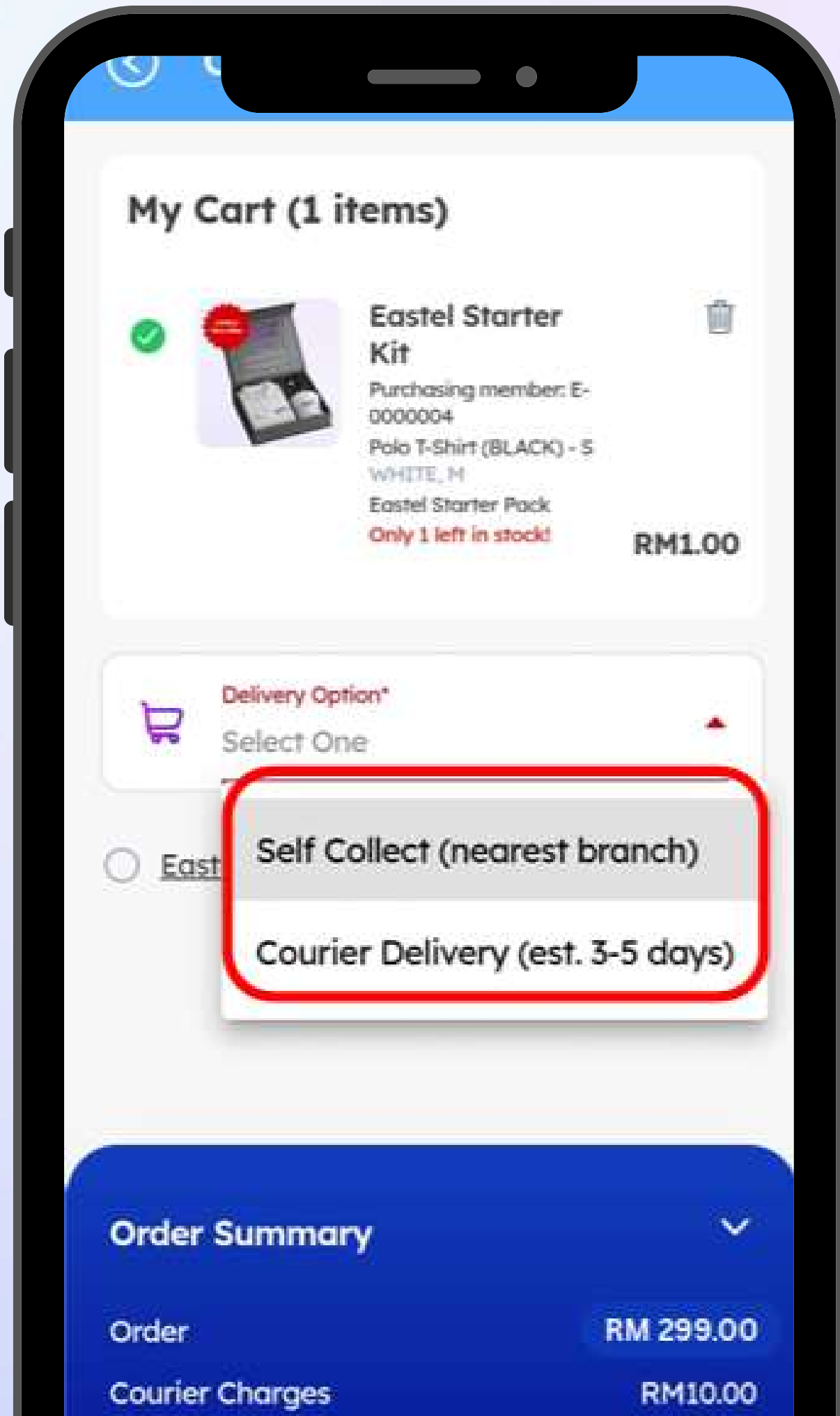


Step 5

Please check your order summary on the checkout page.

请在结账页面查看您的订单摘要。

Sila semak ringkasan pesanan anda di halaman pembayaran.

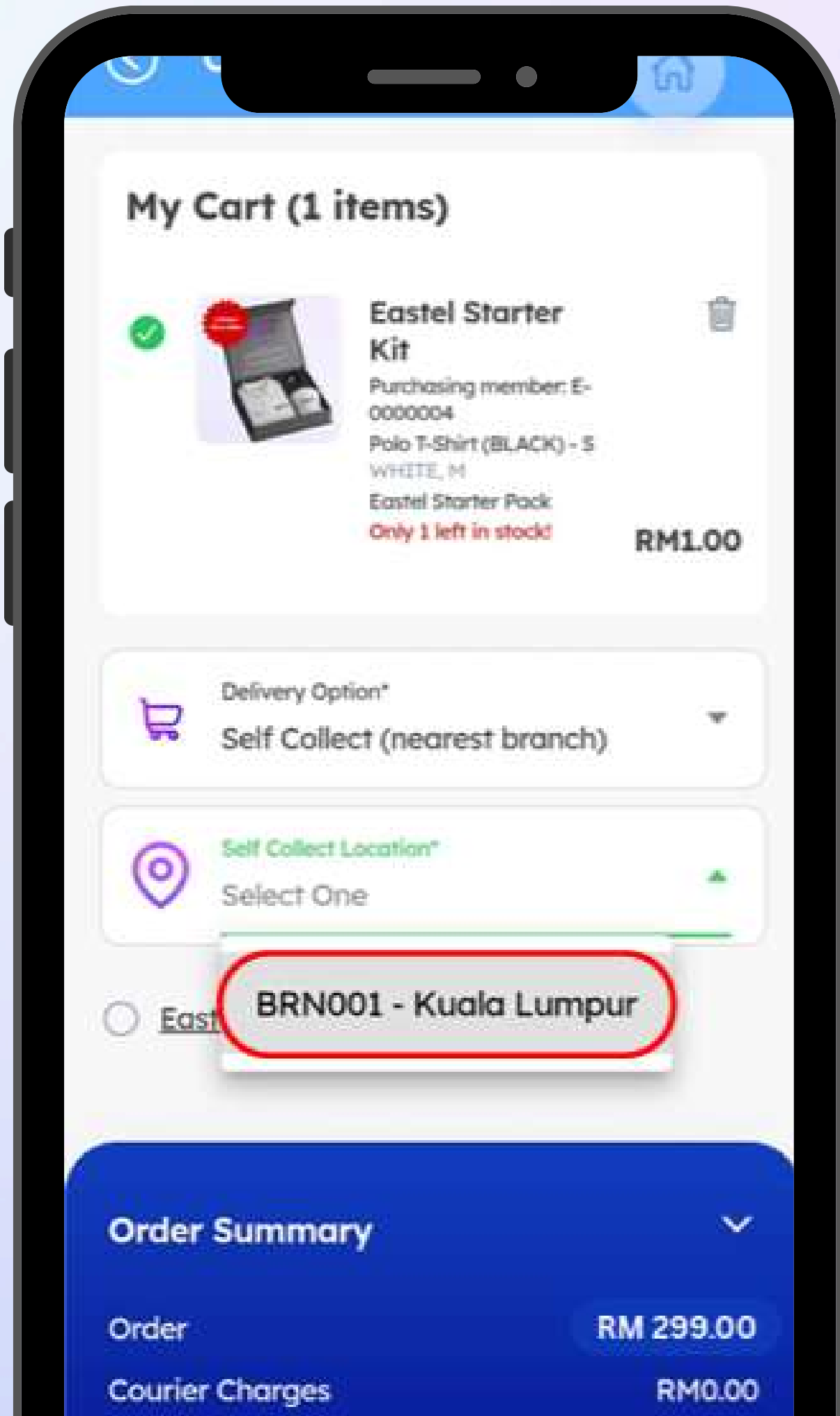


Step 6

Please select your delivery option, either self-collection or courier delivery.

请选择您的取货/配送方式，可选择自取或快递配送。

Sila pilih pilihan penghantaran anda, sama ada ambil sendiri atau penghantaran melalui kurier.



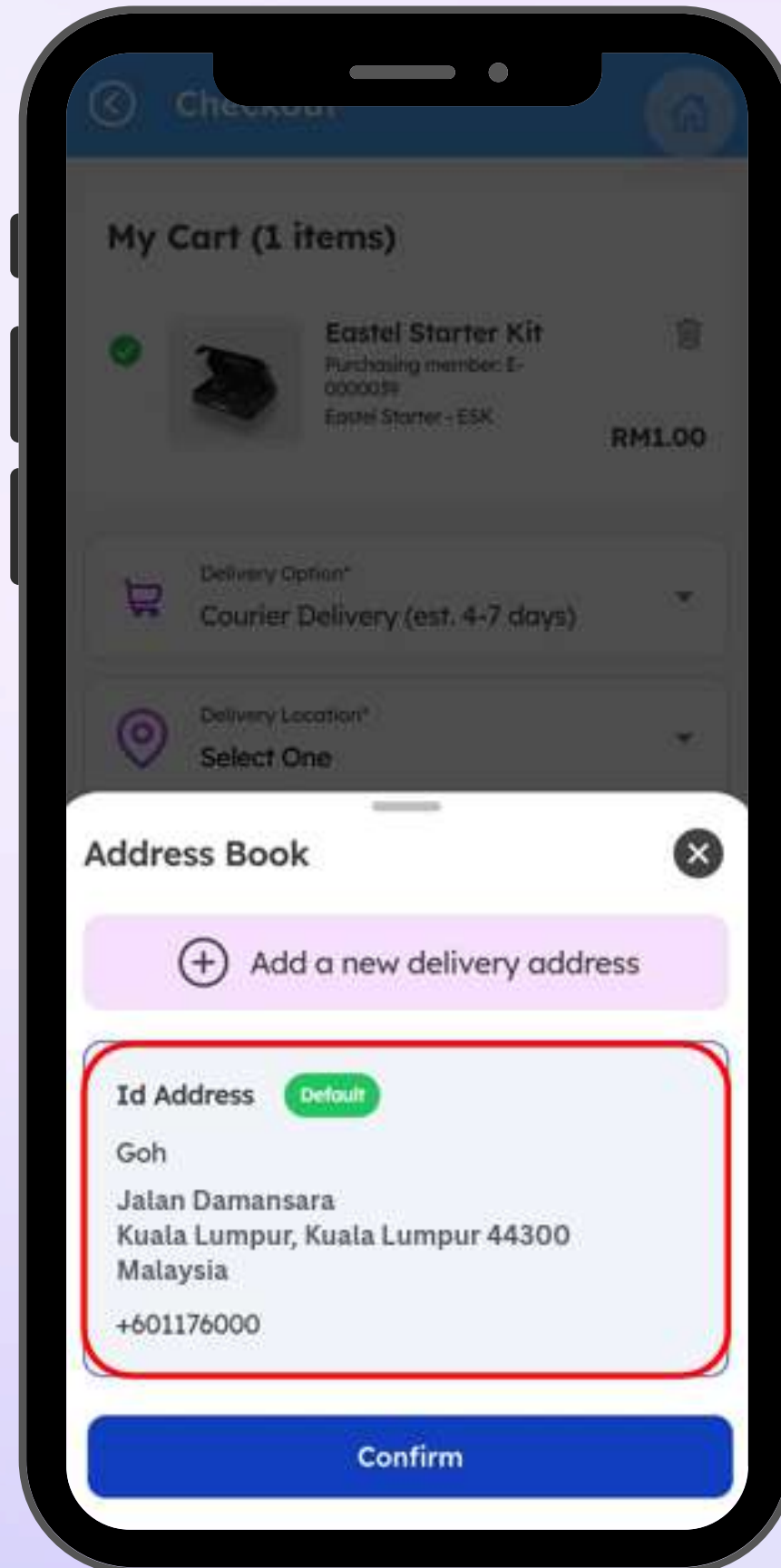
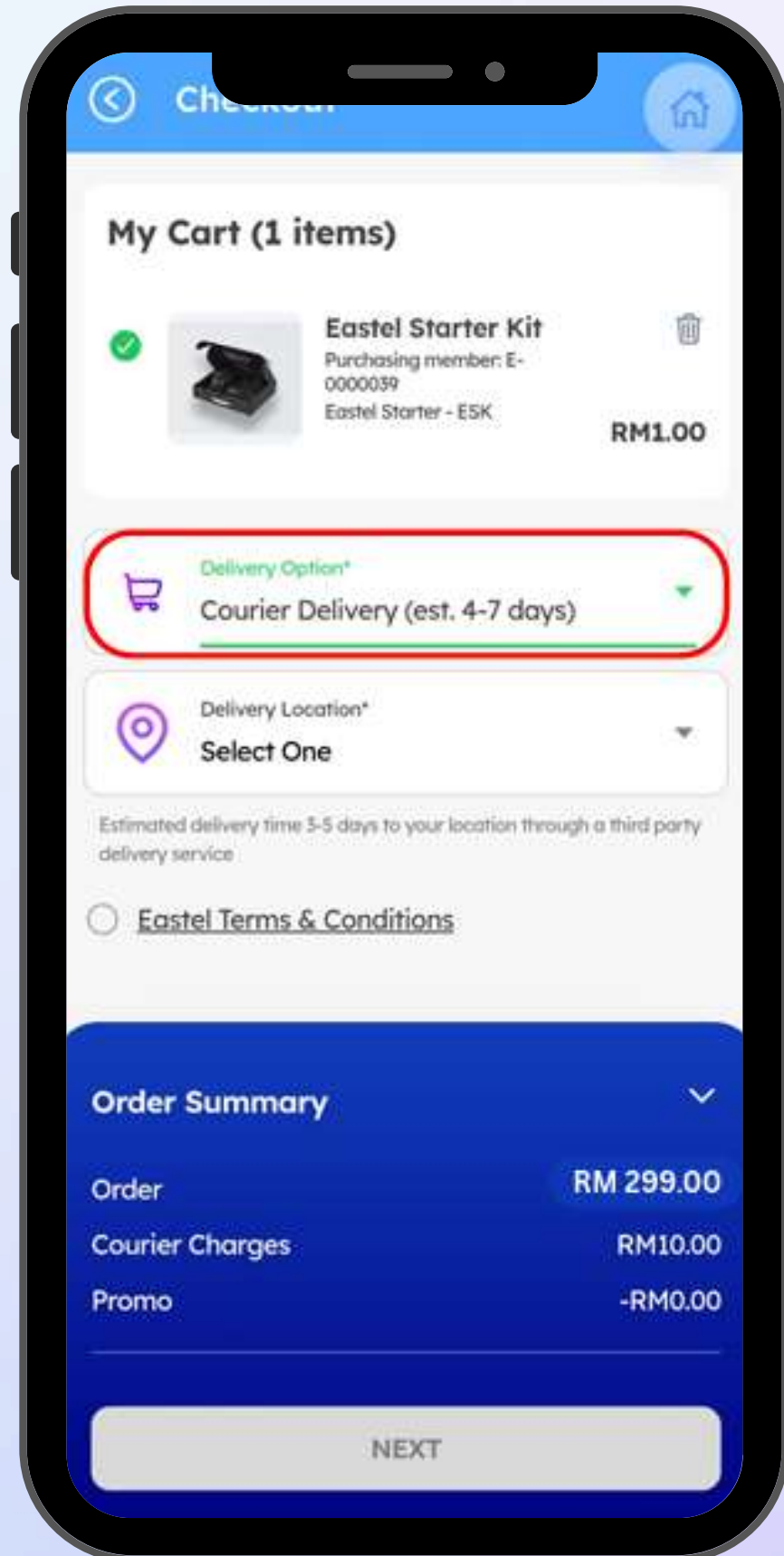
Step 7

**If you choose self-collection,
please select your self-
collection location.**

如果您选择自取，请选择您的自取地点。

**Jika anda memilih ambil
sendiri, sila pilih lokasi ambil
sendiri anda.**

**Self-collect address : Unit 15-06, Level 15, Mercu Aspire Tower, No.3, Jalan
Bangsar, KL Eco City, 59200 Kuala Lumpur, W.P. Kuala Lumpur Malaysia.**



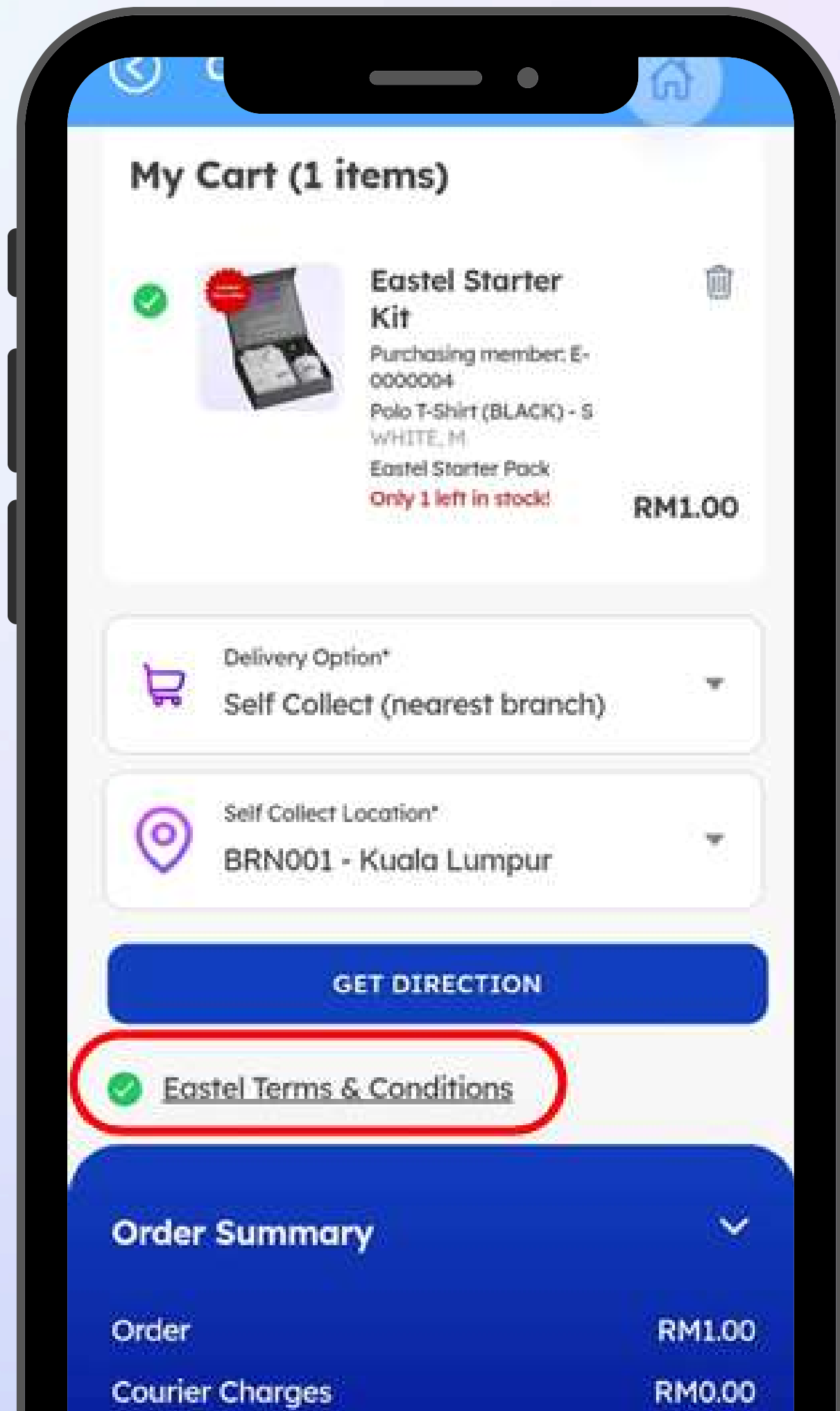
Step 8

If you choose courier delivery, please enter your delivery address.

如果您选择快递配送，请填写您的收货地址。

Jika anda memilih penghantaran melalui kurier, sila masukkan alamat penghantaran anda.

Delivery fee : RM10 / flat rate

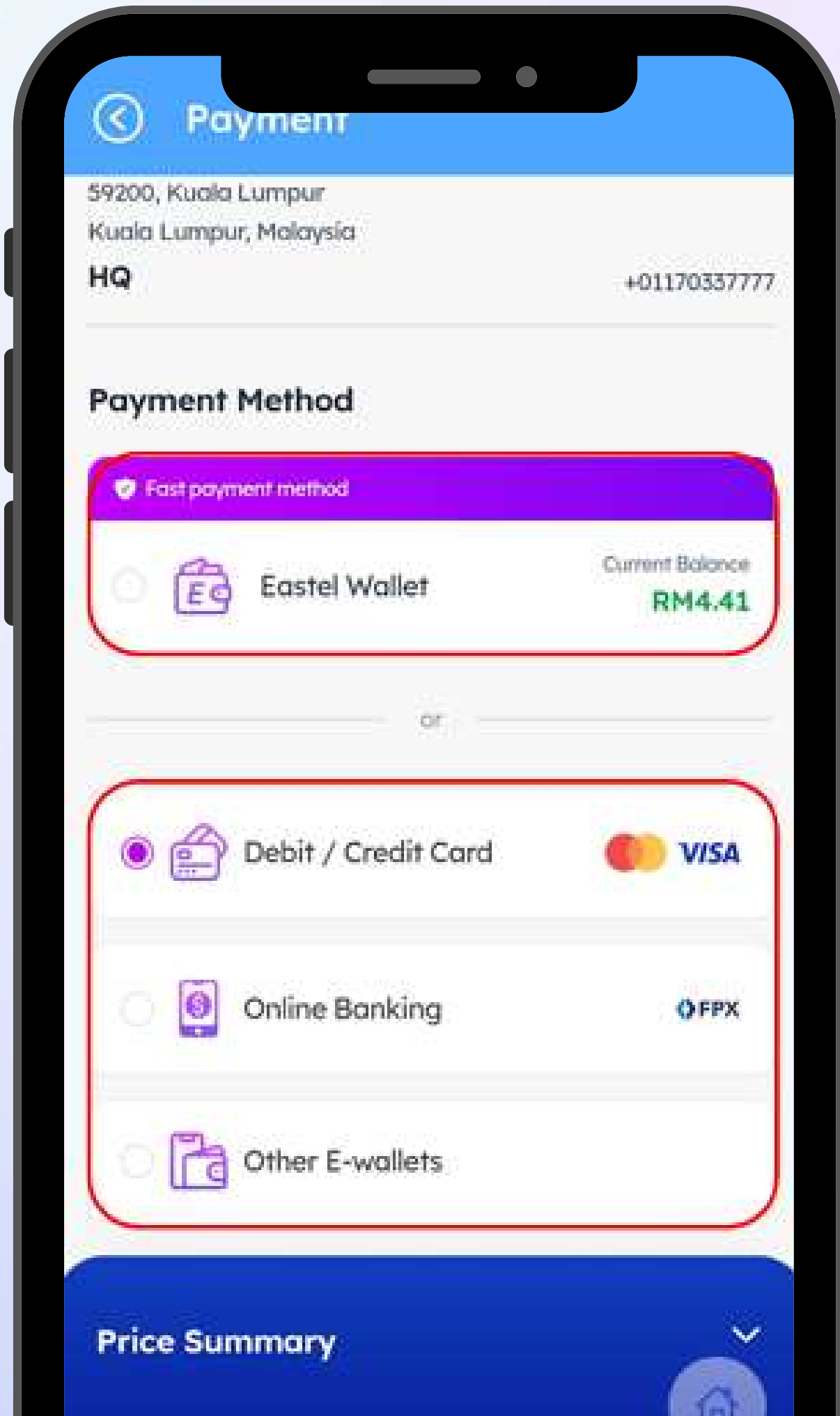


Step 9

Please tick “Eastel Terms & Conditions” to proceed.

请勾选 “Eastel 条款与细则” 以继续。

Sila tandakan “Terma & Syarat Eastel” untuk meneruskan.

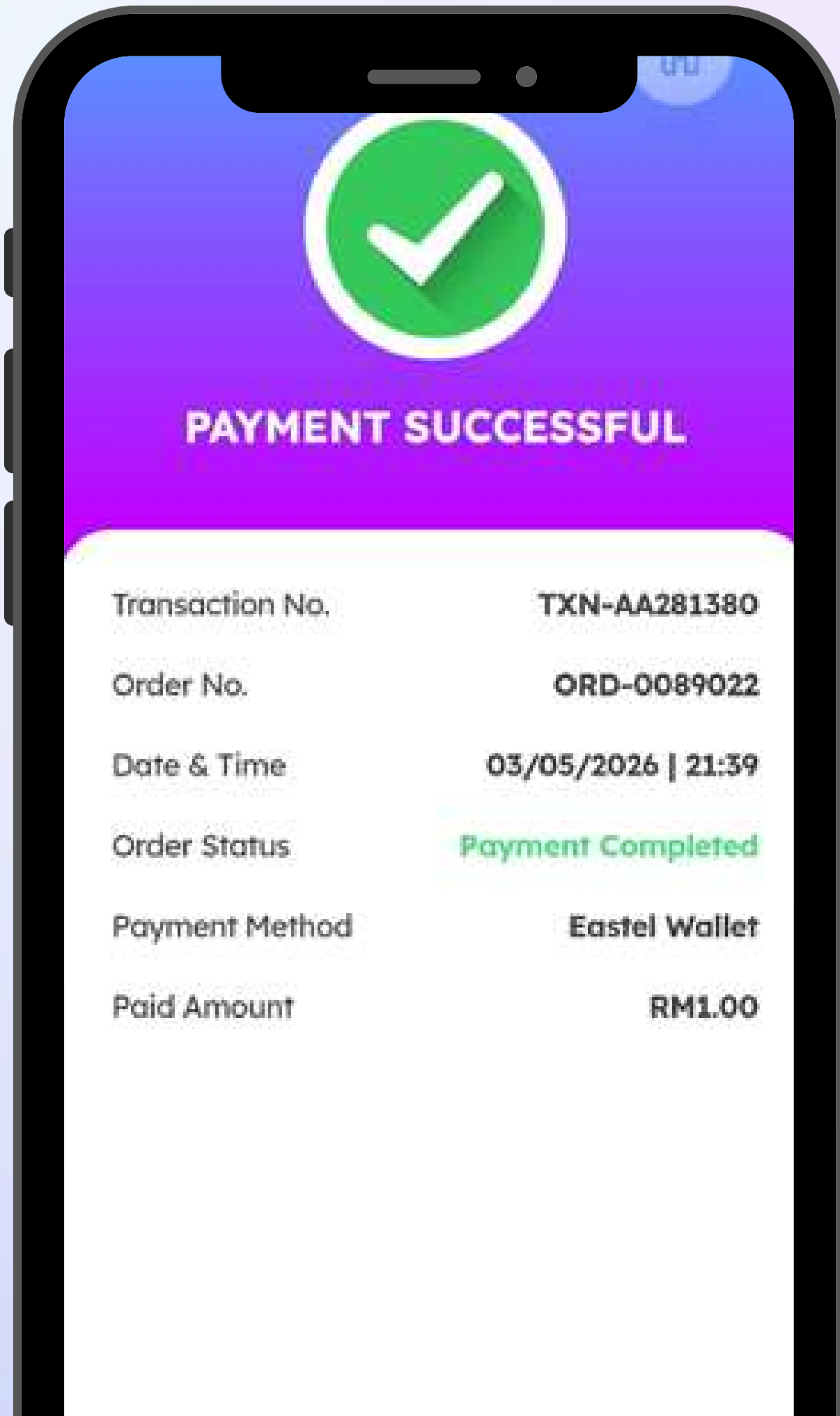


Step 10

Please select the payment method to proceed with payment.

请选择付款方式以继续付款。

Sila pilih kaedah pembayaran untuk meneruskan pembayaran.



Step 11

**Once payment is completed,
the payment successful
screen will appear.**

付款完成后，系统将显示付款成功页面

**Setelah pembayaran selesai,
skrin pembayaran berjaya
akan dipaparkan**

History

Transaction Details

Type	Product Purchase
Date	07/05/2026, 3:24PM
Amount	RM11.00
Payment Method	eWallet
Channel	Eastel Mall
Transaction ID	TXN-44AC3329
Transaction Status	Processing

Order Details

Order Number	ORD-0097775
DO Number	DO-0000397
Tracking Number	gdexpress.com/tracking/
Courier	GDEX

Status Timeline:

- Created
May 7, 2026 at 3:45:50 PM
- Packed
May 7, 2026 at 3:50:47 PM
- Ready for Pickup
May 7, 2026 at 3:56:50 PM
- Picked Up
May 7, 2026 at 4:07:09 PM
- In Transit
May 7, 2026 at 4:13:50 PM

Status : Processing

History

Transaction Details

Type	Product Purchase
Date	06/05/2026, 2:39AM
Amount	RM11.00
Payment Method	eWallet
Channel	Eastel Mall
Transaction ID	TXN-356BC88A
Transaction Status	Completed

Order Details

Order Number	ORD-0094404
DO Number	DO-0000380
Tracking Number	123
Courier	Gdex

Status Timeline:

- Created
May 6, 2026 at 2:42:21 AM
- Packed
May 6, 2026 at 2:47:58 AM
- Ready for Pickup
May 6, 2026 at 2:49:19 AM
- Picked Up
May 6, 2026 at 2:50:38 AM
- In Transit
May 6, 2026 at 2:51:50 AM
- Delivered
May 6, 2026 at 2:52:20 AM

Status : Completed



Step 12

To follow-up, kindly refer to the status timeline below.

如需进一步跟进，请参考以下物流状态

Untuk tindakan susulan lanjut, sila rujuk garis masa status di bawah.



先注册，先赚钱。
天天赚，月月赚，年年赚！

**Register Today, Start Earning Right Away.
Earn Every Day, Every Month, Every Year!
Daftar Hari Ini, Terus Mula Jana Pendapatan.
Jana Setiap Hari, Setiap Bulan, Sepanjang Tahun!**

A registration card with a purple border. At the top left is a WhatsApp icon. To its right is the phone number **011-7621 5820**. Below the number is a QR code icon and the text "UPLINE QR CODE". Underneath the QR code icon is the instruction "Ask your new member to scan this code during registration." In the center is a large QR code. Below the QR code is the text "UPLINE ID" and the ID number **E-0000156**. At the bottom is the instruction "If scanning is not possible, the new member can enter this ID manually."



 **011-7621 5820**
EASTEL

Contact us for Appointment.
Sila hubungi kami untuk menetapkan temujanji.
如需预约会面，请与我们联系。