


How to check whether you meet the commission withdrawal requirements for this month?

如何查看是否满足当月抽佣条件

Bagaimana untuk menyemak sama ada anda memenuhi syarat pengeluaran komisen bulan ini?



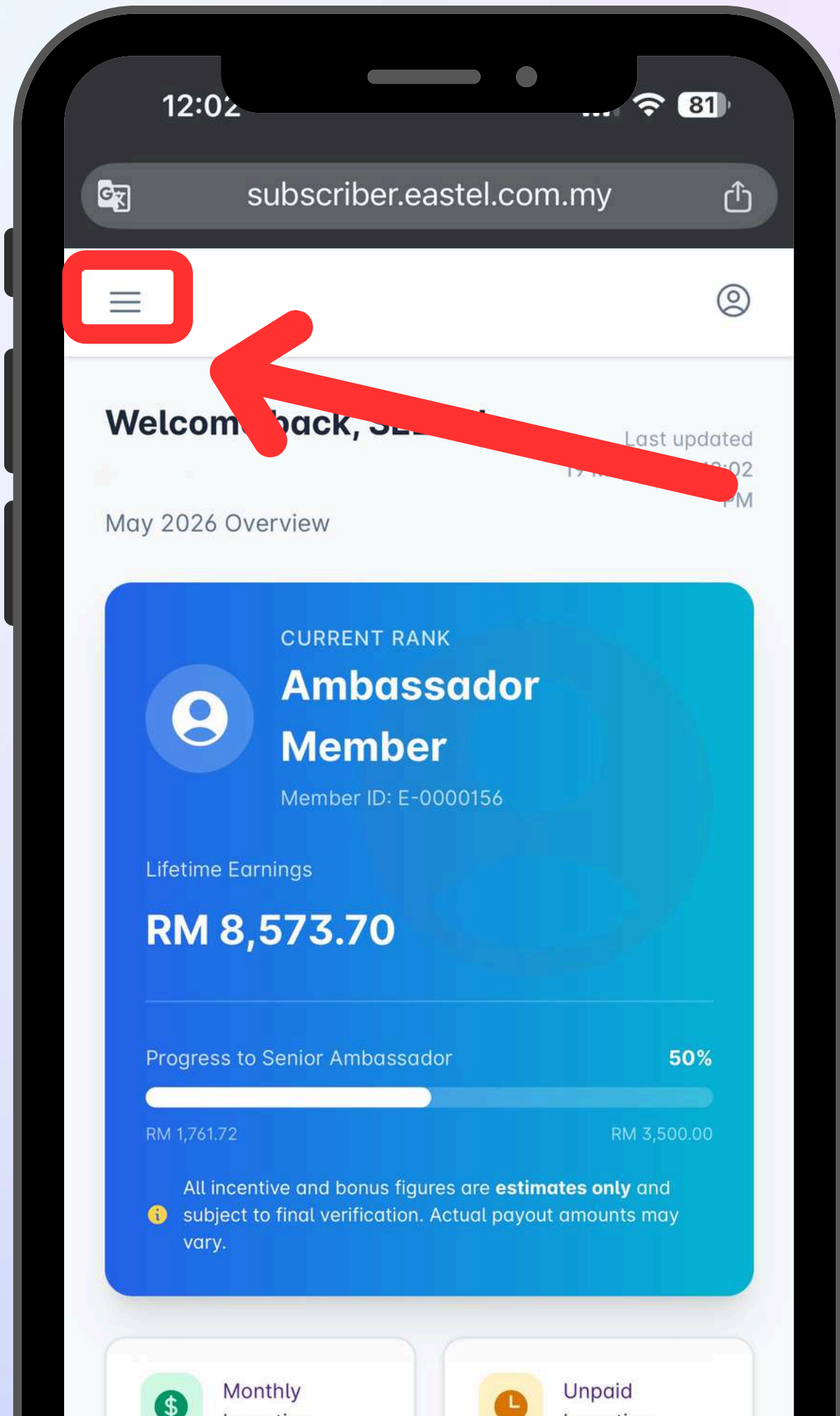


Step 1

Go to subscriber.eastel.com.my, enter your User ID and password to access and view the Eastel portal.

进入 subscriber.eastel.com.my Eastel 后台，输入您的 User ID 和密码进入查看。

Layari subscriber.eastel.com.my, masukkan User ID dan kata laluan anda untuk masuk dan melihat portal Eastel.

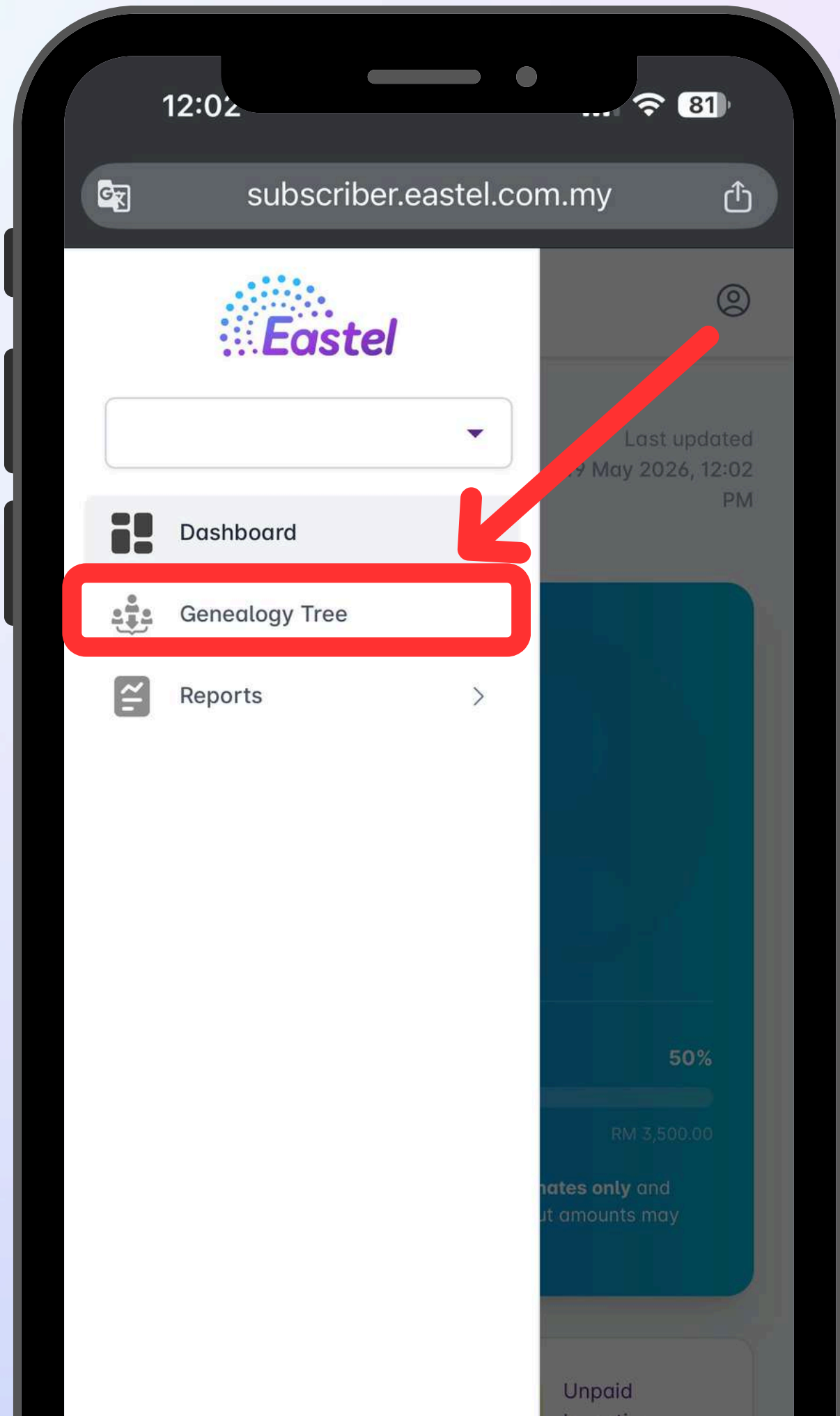


Step 2

Click the menu button at the top left corner to view more options and features.

点击左上角的目录按钮，查看更多功能选项。

Klik butang menu di bahagian kiri atas untuk melihat lebih banyak pilihan dan fungsi.




Step 3

Click “Genealogy Tree” to view your team structure and related information.

点击 “Genealogy Tree” 进入查看团队架构与相关资料。

Klik “Genealogy Tree” untuk melihat struktur pasukan dan maklumat berkaitan.



Step 4

Scroll down to find “Member Details”. If you meet the commission withdrawal requirements for the month, the system will display **✓ Eligible (Green). If not, it will display **Not Eligible (Grey)**.**

往下滑动找到“Member Details”查看，若满足当月抽佣条件，系统将显示 **✓ Eligible (绿色)；若未满足，则会显示 **Not Eligible (灰色)****

Skrol ke bawah dan cari “Member Details”. Jika anda memenuhi syarat pengeluaran komisen bulan tersebut, sistem akan memaparkan **✓ Eligible (Hijau). Jika tidak memenuhi syarat, ia akan memaparkan **Not Eligible (Kelabu)**.**

Member Details

AM E-0000156

ACTIVE Ambassador Member **✓ Eligible** NEW_NUMBER

Sponsor (Upline)
E-0000151

Member Details

EM E-0000170

ACTIVE Elite Member **Not Eligible** NEW_NUMBER

Sponsor (Upline)
E-0000156



先注册，先赚钱。
天天赚，月月赚，年年赚！

**Register Today, Start Earning Right Away.
Earn Every Day, Every Month, Every Year!
Daftar Hari Ini, Terus Mula Jana Pendapatan.
Jana Setiap Hari, Setiap Bulan, Sepanjang Tahun!**

A registration card with a purple border. At the top left is a WhatsApp icon. To its right is the phone number "011-7621 5820". Below the number is a QR code icon and the text "UPLINE QR CODE". Underneath is the instruction "Ask your new member to scan this code during registration." In the center is a large QR code. Below the QR code is the text "UPLINE ID" and "E-0000156". At the bottom is the instruction "If scanning is not possible, the new member can enter this ID manually."



 **011-7621 5820**
EASTEL

Contact us for Appointment.
Sila hubungi kami untuk menetapkan temujanji.
如需预约会面，请与我们联系。